

BELIZE LIVESTOCK PRODUCERS' ASSOCIATION



**Presented By: Ms. Mindy Garcia
General Manager**

BLPA ACCOMPLISHMENTS

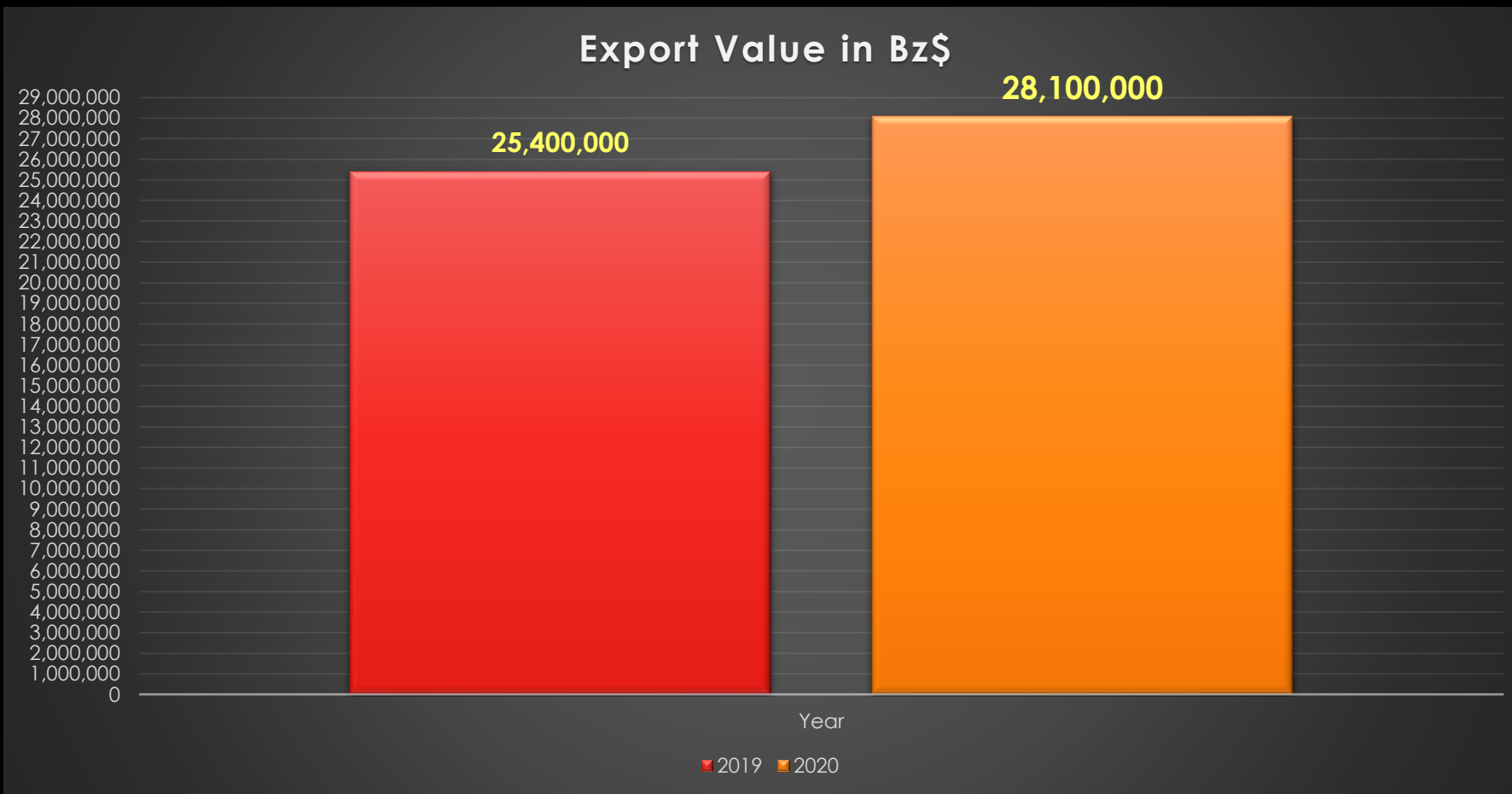
2020-2021

1. BLPA continues to manage the Belize Livestock Registry as per the MOU signed with the Ministry of Agriculture, BAHA and OIRSA.
2. In collaboration with Ministry of Agriculture, Health, Immigration, BAHA, OIRSA and Customs was able to assisted in coordinating and facilitating industry stakeholders with opening the formal export trade to Guatemala and Mexico in 2020.
3. BLPA has committed to assist farmers with export costs reduction to farmers for a period of six months by subsidizing vaccines and testing for TB and BR. 450 animals have been quarantined in Shipyard to export to Mexico.
4. \$15,000 has been invested in modifications and improvement of the Northern Border Corral.
5. \$15,000 was donated to the Belize River Valley Livestock Association- to clean an area so that farmers can plant grass and use the infrastructure at this location to quarantine animals for formal exports.

6. \$15,000 has been approved to the Toledo Livestock Association- to build a corral and scale for the cattle farmers.
7. As a crucial step to evaluate the Belize Livestock Registry, on October 12th 2020, BLPA hired 8 teams to conduct a national farm audit which includes a 50% discount on ear tags and a free shot of dewormer/vitamins.
8. BLPA signed a MOU on March 20, 2020 with Ministry of Agriculture, BAHA and OIRSA to take lead on the Bovine Spongiform Encephalopathy Surveillance (BSE) Program get to a Control Status for the industry.
9. On November 13, 2020, BLPA reopened Bullet Tree checkpoint and later opened two new additional checkpoints to monitor and maintain livestock traceability. On November 27th, 2020 Jalacte Checkpoint. April 12, 2021 Sandhill Checkpoint activated with six additional staff.
10. Later this year, BLPA will be wrapping up its *Improving Livestock Sector Productivity and Climate Resilience in Belize*(BL-T1094) project signed with IDB.

11. Effective January 2021 BLPA is supporting financially well established district cattle offices in maintaining the traceability and submitting statistical data to BLPA on a monthly basis.
12. On February 6, 2021 after several consultation with the membership BLPA hired a consultant to develop a strategic plan for the industry. BLPA board, stakeholders, BLPA staff and Ministry of Agriculture focal person for livestock; engaged in a two days workshop.
13. On February 26th, 2021 BLPA registered 73 Belizeans as cattle traders. Monday May 3rd another set of cattle traders will be registered. This initiative is bringing much needed employment to Belizeans.
14. On April 14th , 2021 BLPA board and staff was presented with a Strategic Plan, Workplan, Export Strategy and Communication Plan.
15. BLPA has already shared it with the Ministry of Agriculture so we can continue working in close collaboration.

CATTLE SECTOR CONTRIBUTION TO THE BELIZEAN ECONOMY



BLPA STRATEGIC OBJECTIVES AND PLAN 2021-2022

1. Strengthening of the governance structure of the organization through farmers participation and representation.
2. Strengthening the technical and administrative capacity of BLPA, local cattle associations and other associations that contribute to the Livestock Sector.
3. To strengthen and update the Belize Livestock Registry(BLR) that will facilitate and enhance stakeholders and Government in the decision making process, to increase traceability and sustainability of BLPA.
4. Engage, communicate and support the work of organized livestock groups or associations in Belize in order to streamline the work of BLPA and the livestock sector
5. To improve market access and marketing of livestock and cattle products; national and international.

CRITICAL PATHWAY METHODOLOGY AND STRATEGIC PLAN

ASSESMENT OF THE CURRENT STATUS OF BLPA

- * SWOT analysis
- * Areas of Priority
- * Stakeholders consultation

STRENGTHENING OF THE ORGANIZATION

- * Corrective actions on issues identified.
- * Hiring Competent Staff in areas of interest.
- * Target grants with international funding organization.

REPORTING REQUIREMENTS

- * AGM Annual Report
- * Annual Workplan
- * Develop & Strengthen Communication Plan.

FINANCIAL SUSTAINABILITY

- * Membership
- * Commercial Services
- * Extension and Admin Capacity
- * Attract national & International donor funds.

IMPLEMENTATION OF STRATEGIC PLAN AS PER PRIORITY.

- * Execution of strategic plan
- * Improve technical and administrative capacity in relevant areas of the sector.

INSTITUTIONAL STRENGTHENING OF BLPA

- * Audit /M&E
- * Maintain BLR and upgrade.
- * Project Implementation
- * Technical Support Expertise.

EXPORT STRATEGY (ACTIONS TO IMPROVE EXPORT)

1. Maintain a good traceability system and record keeping- BLR.
2. Market Analysis
3. Improvement of the cattle value chain
4. Improve export corral- completed.
5. Genetic Improvement- Genetic Registry
6. Improvement of Pastures- Pasture management, forage, silvo pastoral system.
7. Better farm plans that can maximize the usage of available resources
8. Farmer capacity building and training in specific areas of need.
9. Reduce cost of production in the different cattle system
10. New direction of the cattle industry for niche markets (packaged products)

COMMUNICATION PLAN ACTIVITIES

1. BLPA BOD DIRECTORS- monthly meetings with clear agenda and decision making. Key decisions to be communicated clearly to all levels of the organization. Published in BLPA webpage for consumption of the General membership and direct beneficiaries of the industry.
2. Local Cattle leaders- Semester meeting with cattle associations to discuss issues affecting communities and their district.
3. BOD of local livestock leaders- Meeting with the Pig Council, Sheep Association and Dairy Association and share areas of common challenge and clear response of strategies to be used for the sector.
4. Members of BLPA- Meeting with registered cattle farmers at forums, AGM, training events related to the sector.
5. Members of all cattle Associations- Press release, TV appearance on the work of BLPA, Publication of BLPA's events and achievements.
6. Direct Beneficiaries of the Cattle industry- videos of main activities conducted by BLPA, conduct surveys on topics of interest. Allow problem solving proposals for the sector by the general public. Highlight key persons that can share their knowledge in areas such as pasture management, breed etc. to the livestock farmers in trainings.

BOVINE SPONGIFORM ENCEPHALOPATHY (BSE) SURVEILLANCE CURRENT SITUATION

- The OIE has categorized the BSE Risk Status of a member country into any of the 3 Risk Status (Undetermined, Control or Negligible) based on achievements of its BSE surveillance system.
- It is envisioned that Belize would achieve desired 22,100 points by the end of year 2022.
- Year 2020: 3,965 points were accumulated.
- January 2021 – April 2021: 3,020 points accumulated so far.
- Currently Belize has accumulated 17,350 points since 2017.
- 4,750 points away of meeting our points to qualify for control status!

	Clinical Suspect	BLPA COMPENSATION TO FARMERS	2020: \$2,900 2021: \$1,600 Compensation
Age ≥ 1 year and < 2 years	N/A		
Age ≥ 2 year and < 4 years	260	\$200	
Age ≥ 4 year and < 7 years	750	\$200	
Age ≥ 7 year and < 9 years	220	\$200	
Age ≥ 9 year	45	\$100	

IMPROVING LIVESTOCK SECTOR PRODUCTIVITY AND CLIMATE RESILIENCE IN BELIZE (BL-T1094)

Year 1 (May 2018

Year 2

Year 3

Phase 1

Establishment of 10 "model farms. Farm Needs Analysis, identification of innovations and the design of an implementation plan.



Phase 2

Implementation of innovations: improved pasture, electric fences, improved water sources forage legumes. the development of Green Finance loans packages by the La Inmaculada Credit Union (LICU).




Phase 3

capacity building targeting technical staff of the BLPA, Ministry of Agriculture and farmers



Pasture
Management: Solar
electric fences 8
miles



SILVOPASTORAL
SYSTEMS: LEUCAENA,
FORAGE GRASS



**Phase 2: Key
technologies
introduced in
Model Farms
towards Health
and Nutrition**



Improved Pastures:
80 acres



Clean Water
and health,
solar power

BELIZE LIVESTOCK REGISTRY (BLR)



RANGE OF CATTLE PER FARMER

Heads of Cattle	# of Farmers
0 – 50	3,605
51 – 100	401
101 – 150	144
More than 151	403

Table illustrating number of farmers who owns respective cattle identified by range. The vast majority of farmers own 0-50 heads of cattle.

DISTRIBUTION OF ESTABLISHMENTS BY DISTRICT

DISTRICT	# OF ESTABLISHMENTS
Corozal	958
Orange Walk	1825
Belize	335
Cayo	1457
Stann Creek	98
Toledo	501
TOTAL	5174

Table depicting total number of farms in the country as well as totals by district.

HISTORY OF CONSUMPTION

YEAR	CONSUMPTION
2018	6,335
2019	7,058
2020	7,430
2021	3,307
TOTAL	21,214

Table showing consumption from 2018 to present, of note in 2020 there was a drop due in part to the pandemic

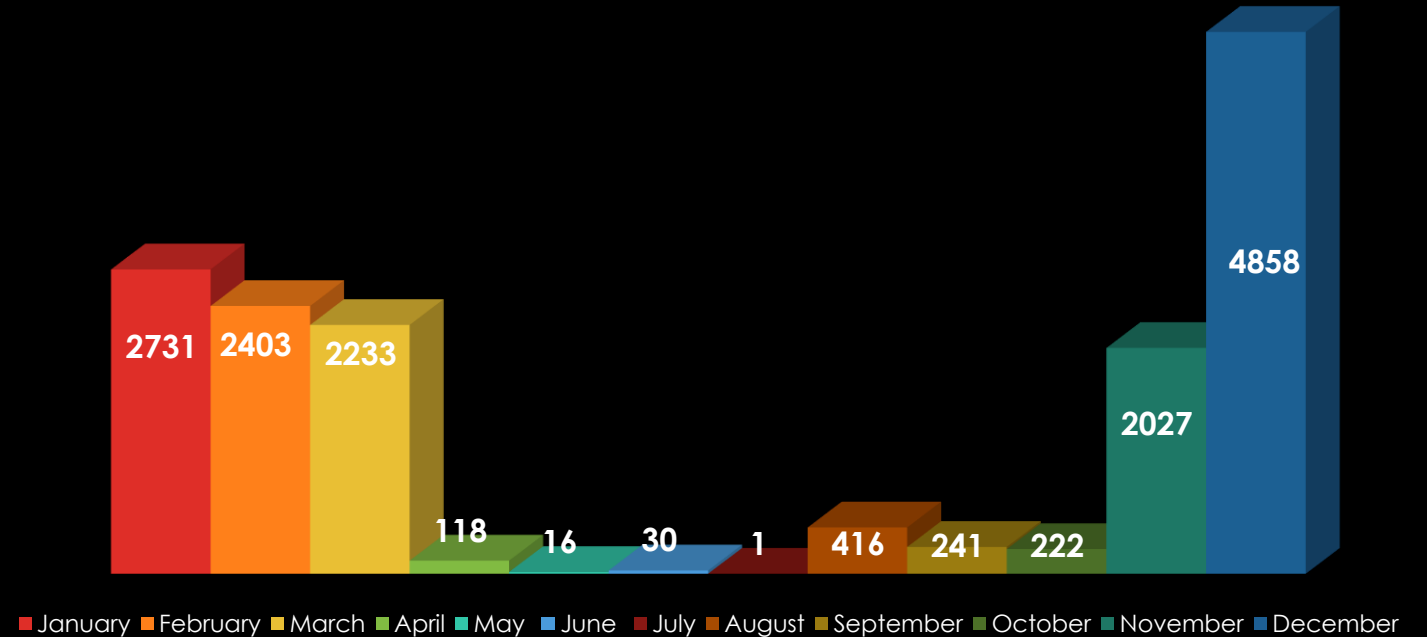
FARMER DISTRIBUTION BY DISTRICT

DISTRICT	# OF FARMERS
Corozal	956
Orange Walk	1,788
Belize	342
Cayo	1,440
Stann Creek	95
Toledo	516
TOTAL	5137

Table showing breakdown of farmers in each district as well as the total farmer population.

EXPORT STATISTICS 2020

Month	# of cattle
January	2731
February	2403
March	2233
April	118
May	16
June	30
July	1
August	416
September	241
October	222
November	2027
December	4858
Total	15296



- To date Belize has formally exported **923** heads of cattle to both Mexico and Guatemala.
- 76 heads of cattle to Guatemala from Spanish Lookout (Aug 2 & Nov 4, 2020)
- 847 heads to Mexico from Blue Creek. (Sept 1 & Dec 10, 15 & 17, 2020)

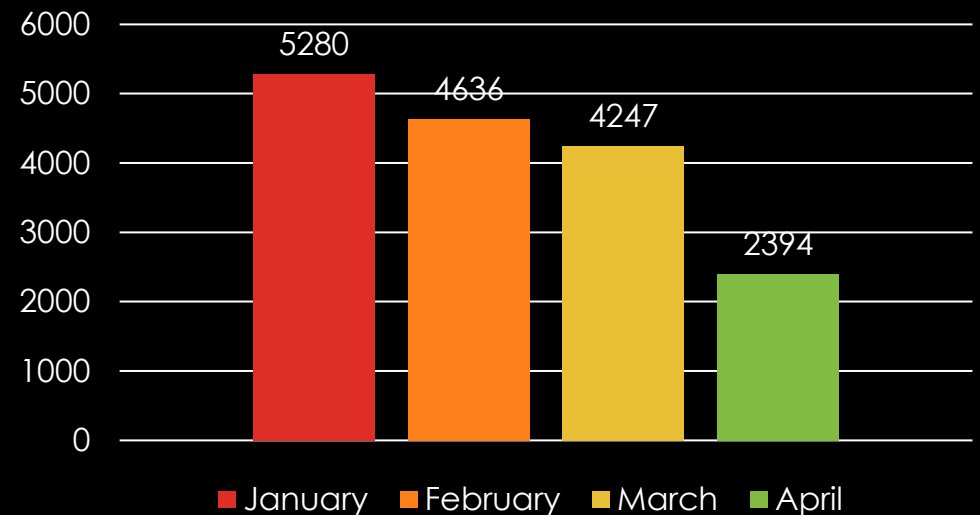
**INFORMAL EXPORT
NOVEMBER 13TH, 2020- APRIL 25, 2021**

Month	# of Cattle
November 2020	2027
December 2020	4858
January 2021	5,280
February 2021	4636
March 2021	4247
April 2021	2394
TOTAL	23,442

- The table above show how much cattle has been exported since the new Government Administration.
- Nov 13, 2020-April 25, 2021-**19,208** heads- Bullet Tree Checkpoint.
- Nov 21,2020- April 25,2021- **4,234** heads- Jalacte Checkpoint

**INFORMAL EXPORT
JANUARY 1ST - APRIL 25TH, 2021**

Month	# of Cattle
January 2021	5,280
February 2021	4636
March 2021	4247
April 2021	2394
TOTAL	16,557



NATIONAL AUDIT REPORT (October 12th 2021 -April 24th, 2021)

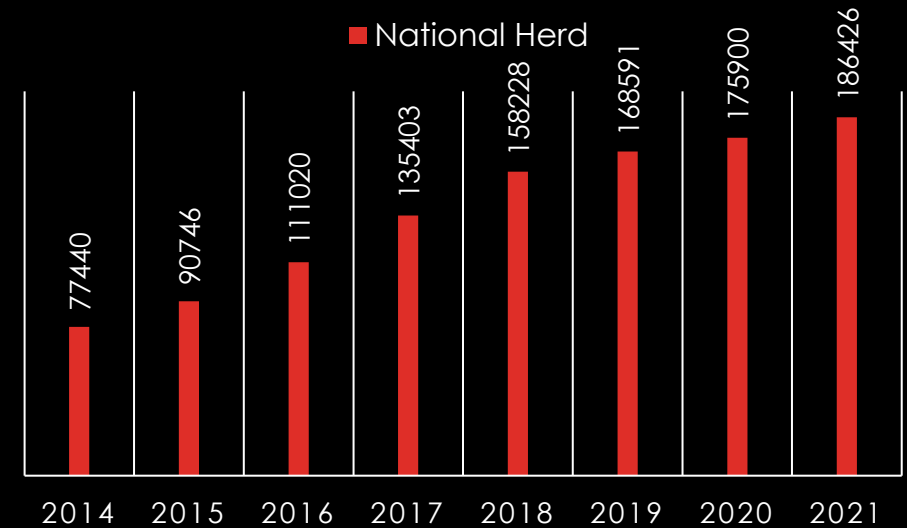
Table 1: TOTAL FARMS COMPLETED

Date	Farms Completed
Oct 12 th – April 24 th , 2021	1,820 out of 5174

Table 2: TOTAL FARMS PER DISTRICT

District	# of Farms	Farms Done	% Completed
Corozal	949	16	1.6 %
Orange Walk	1801	1043	57.9%
Belize	333	89	26.7%
Cayo	1441	339	23.5%
Stann Creek	94	---	---
Toledo	499	333	66.7%

HISTORY OF NATIONAL HERD



BLPA COLLAGE





END